

**NEW**



# EASyS Modular S

More freedom of movement  
for an active day

  
Thomashilfen

# More head support, more comfort

## This is **NEW** ...

“ The perfect choice for children who need more positioning support in combination with the best possible freedom of movement. The short back in addition to the multi-dimensional adjustable headrest ensures ideal adaptation and support for active children. A large variety of adjustments for optimal seating, positioning and comfort in motion are the basis for taking part in everyday activities. ”

Multi-dimensional adjustable headrest for optimum adaptation and support (four possibilities)

Small height and depth adjustable arm supports are positioned close to the child's body, for relaxed sitting



Easy seat assembly and rapid change of viewing direction – without tools:

- forward facing
- rear facing

140° resting position offers comfort and relief for the child's spine.



Choose between 4 different **HEADREST** possibilities:



**NECK SUPPORT:**  
supports the sensitive neck area during head movements



**SHELL:**  
gives maximum support for the whole head



**ADJUSTABLE:**  
both sides adjust for individual positioning



**ADAPTER:**  
an option for a custom-made headrest




A single release lever on the headrest tubes is used for:


- seat tilt-in-space
- separating the seat from the base




Soft suspension absorbs vibrations and ensures a smooth ride without compromising steering



The different headrest possibilities and adjustments allow perfect head support for children while promoting an anatomically correct head and sitting position.



Short back and separate headrest provide freedom of movement in the torso and upper extremities. Children sit in a stable position while taking part in their environment.



Sophisticated ergonomics allow it to adapt as the child grows. All necessary therapeutic adjustments can be handled hassle-free without tools.

**Much more storage space available under the seat:**

- washable basket (inclusive)
- vent tray for medical devices (optional)

## **EASyS Modular S**

More freedom of movement for an active day



## Chassis & accessories (selection)



**Q Chassis:**  
for kindergarten, school  
and at home with  
comfortable height and seat  
tilt-in-space adjustment



Handy accessory plate  
for medical devices, e.g.  
oxygen tank or suction  
equipment



Flexible lateral trunk  
supports and a 4-point  
pelvis belt for positioning  
the upper body and the  
pelvis




Grip rail and flexible  
butterfly/chest harness for  
a comfortable and secure  
position of the upper body



Comfortable sleeping bag,  
padded inside or with  
woven fur for cold days



Abduction block for  
guiding the thigh and  
padded h-belt for holding  
the upper body.



Choose between 5 cool  
upholstery styles. The  
cuddly cushions are  
breathable and washable.

**You will find the total  
overview of all rehab  
accessories in the order  
form.**

Technical data (seat)	EASyS Modular S 1	EASyS Modular S 2
<b>Seat depth</b>	19 - 30 cm 7.5 - 11.8"	27 - 38 cm 10.6 - 15"
<b>Seat width</b>	19 - 26 cm 7.5 - 10.2"	27 - 35 cm 10.6 - 13.8"
<b>Seat height</b>	47 cm / 18.5"	46 cm / 18.1"
<b>Back height</b>	28 - 42 cm 11.0 - 16.5"	34 - 53 cm 13.4 - 20.9"
<b>Lower leg length</b>	18,5 - 30,5 cm 7.3 - 12.0"	18,5 - 37 cm 7.3 - 14.6"
<b>Hip angle</b>	90° - 140°	90° - 140°
<b>Knee angle</b>	90° - 180°	90° - 180°
<b>Foot angle</b>	78° - 100°	78° - 100°
<b>Turning range of seat</b>	180°	180°
<b>Size of hip guide (w x h)</b>	23 x 12 cm 9.1 x 4.7"	29 x 11 cm 11.4 x 4.3"
<b>Size of foot rest (w x d)</b>	28 x 18 cm 11 x 7.1"	32 x 21 cm 12.6 - 8.3"
<b>Weight seat unit</b>	8,8 kg / 19.4 lbs	11 kg / 24.3 lbs
<b>max. user weight seat unit</b>	35 kg / 77.2 lbs	40 kg / 88.2 lbs

Technical data	A1 chassis	A2 chassis
<b>Seat tilt-in-space driving direction</b>	-10° to +35°	-10° to +35°
<b>Seat tilt-in-space face-to-face</b>	0° to +35°	0° to +35°
<b>Push bar height</b>	71.5 - 117 cm 28.2 - 46.1"	71.5 - 117 cm 28.2 - 46.1"
<b>Wheel size swivel wheels (front)</b>	18 cm / 7.1"	18 cm / 7.1"
<b>Wheel size (rear)</b>	25 cm / 10"	25 cm / 10"
<b>Weight chassis</b>	9.8 kg / 21.6 lbs	10.9 kg / 24 lbs
<b>max. carrying capacity basket</b>	5 kg / 11 lbs	5 kg / 11 lbs
<b>max. carrying capacity (incl. seat)</b>	50 kg / 110.2 lbs	55 kg / 121.3 lbs

Technical data stroller	EASyS Modular S 1	EASyS Modular S 2
<b>Overall dimensions (l x w x h)</b>	99,5 x 59,5 x 114 cm 39.2 x 23.4 x 44.9"	107 x 69 x 120 cm 42.1 x 27.2 x 47.2"
<b>Folded dimensions (l x w x h)</b>	85 x 59,5 x 60 cm 33.5 x 23.4 x 23.6"	81 x 69 x 69 cm 31.9 x 27.2 x 27.2"