

# THOMASHILFEN Commander Order form



**Rehab Safety Car Seat for children, Specialist for highly adaptive positioning**

**ECE R 44/04 - Group II - III  
from 15 kg / 33.1 lbs  
to 36 kg / 79.4 lbs**

**Order fax:  
+49 (0)4761 886-19**

**Status: 01.08.2021  
valid until further notice**

**Address**

**Customer no.:**

Company:

Street:

Postal Code:

City:











Contact person:

Phone:

E-mail:

Date:

| BASIC MODEL | item code |
|-------------|-----------|
|-------------|-----------|

|                          |   |                             |   |               |
|--------------------------|---|-----------------------------|---|---------------|
| <input type="checkbox"/> |    | Commander Car Seat, grey    |    | 980000630000  |
| <input type="checkbox"/> |  | Commander Car Seat, red     |  | 9800006310000 |
| <input type="checkbox"/> |  | Commander Car Seat, blue    |  | 9800006320000 |
| <input type="checkbox"/> |  | Commander Car Seat, green   |  | 9800006330000 |
| <input type="checkbox"/> |  | Commander Car Seat, magenta |  | 9800006340000 |

**Basic configuration:**

Seat and back with integrated 9-fold height-adjustable headrest; back plate (with hook-and-loop fasteners); seat cushion; back cushion; head cushion; additional head cushion inserts; crotch pad, small; 5-point positioning belt with central adjuster; chest clip; shoulder protector; cup holder (can be used right or left); removable covers, machine washable up to 40° C

**Measurements:** seat depth: 34 cm / 13.4" // seat width (with art. 679 hip supports): front: 33,5 cm (22 cm) / 13.2" (8.7"), back: 28,5 cm (17 cm) / 11.2" (6.7") // back height (seat): 55 – 75 cm / 21.7 – 29.5"

 please find accessories on page 2 and 3

# THOMASHILFEN Commander Order form (accessories)

Customer no.: Company Contact person: 
**Status: 01.08.2021**  
 valid until further notice

**Order fax:**  
**+49 (0)4761 886-19**
**ACCESSORIES – can ONLY be used WITH adapter plate**

item code

**BASE – An adapter plate is required to use the + accessories.**

- |   |             |
|---|-------------|
| <input type="checkbox"/> Adapter plate              | 98000500000 |
| ↓<br>can be combined with:                          |             |
| + <input type="checkbox"/> Swivel base*             | 98000501000 |
| + <input type="checkbox"/> Cushion for swivel base  | 98000513000 |
| + <input type="checkbox"/> Seatfix adapter***       | 98000506000 |
| + <input type="checkbox"/> Stabilizing bow, back*** | 98000507000 |

**Recommendation:** For a better support always use the swivel base with Seatfix adapter or stabilization bow.

- |  |             |
|--|-------------|
| + <input type="checkbox"/> Tilting base (5,5° / 11° / 16°) | 98000502000 |
| + <input type="checkbox"/> Seatfix adapter***              | 98000506000 |
| + <input type="checkbox"/> Stabilizing bow, back***        | 98000507000 |

**Recommendation:** For a better support always use the tilting base with stand or footrest.


- |   |               |
|---|---------------|
| + <input type="checkbox"/> Footrest, size 1** (depth: 12 cm / 4.7"), tiltable and adjustable in angle | 98000503000   |
| + <input type="checkbox"/> Footrest pad (10 cm / 3.9"), can be combined with art. 503                 | 5005110500010 |
| + <input type="checkbox"/> Footrest, size 2** (depth: 18 cm / 7.1"), tiltable and adjustable in angle | 98000504000   |
| + <input type="checkbox"/> Stand**  | 98000505000   |
| + <input type="checkbox"/> Seat depth extension (+ 13 cm / + 5.1")                                    | 98000508000   |
| + <input type="checkbox"/> Abduction block, adjustable (depth: +15 cm / +5.9")                        | 98000509000   |

**NOTE:**

\* Seat wedge (below) and swivel base cannot be used in combination.

\*\* Footrest and stand cannot be used in combination

\*\*\* Seatfix adapter and stabilizing bow (back) cannot be used in combination

 please find further accessories on page 3



Adapter plate



Swivel base

Cushion  
for swivel base

Seatfix adapter

Stabilizing bow,  
backTilting base  
(5,5° / 11° / 16°)

Footrest, size 1

Footrest pad  
(for footrest size 1)

Footrest, size 2



Stand



Seat depth extension

Abduction block,  
adjustable

# THOMASHILFEN Commander Order form (accessories)

Customer no.: Company Contact person: 

Status: 01.08.2021

valid until further notice

Order fax:

+49 (0)4761 886-19

**further ACCESSORIES – can be used WITHOUT adapter plate**

item code

|   |                |
|---|----------------|
| <input type="checkbox"/> Abduction block, padded                      | 980000670000   |
| <input type="checkbox"/> Seat wedge, below* (+10°)                    | 980000671000   |
| <input type="checkbox"/> Seat wedge, inside                           | 980000672000   |
| <input type="checkbox"/> Table  | 980000678000   |
| <input type="checkbox"/> Lateral trunk pads (foam core), grey         | ● 980000675000 |
| <input type="checkbox"/> Lateral trunk pads (foam core), red          | ● 980000675100 |
| <input type="checkbox"/> Lateral trunk pads (foam core), blue         | ● 980000675200 |
| <input type="checkbox"/> Lateral trunk pads (foam core), green        | ● 980000675300 |
| <input type="checkbox"/> Lateral trunk pads (foam core), magenta      | ● 980000675400 |
| <input type="checkbox"/> Lateral trunk supports (metal core), grey    | ● 980000680000 |
| <input type="checkbox"/> Lateral trunk supports (metal core), red     | ● 980000680100 |
| <input type="checkbox"/> Lateral trunk supports (metal core), blue    | ● 980000680200 |
| <input type="checkbox"/> Lateral trunk supports (metal core), green   | ● 980000680300 |
| <input type="checkbox"/> Lateral trunk supports (metal core), magenta | ● 980000680400 |
| <input type="checkbox"/> Hip supports, grey                           | ● 980000679000 |
| <input type="checkbox"/> Hip supports, red                            | ● 980000679100 |
| <input type="checkbox"/> Hip supports, blue                           | ● 980000679200 |
| <input type="checkbox"/> Hip supports, green                          | ● 980000679300 |
| <input type="checkbox"/> Hip supports, magenta                        | ● 980000679400 |
| <input type="checkbox"/> Crotch pad, large, grey                      | ● 980000676000 |
| <input type="checkbox"/> Crotch pad, large, red                       | ● 980000676100 |
| <input type="checkbox"/> Crotch pad, large, blue                      | ● 980000676200 |
| <input type="checkbox"/> Crotch pad, large, green                     | ● 980000676300 |
| <input type="checkbox"/> Crotch pad, large, magenta                   | ● 980000676400 |
| <input type="checkbox"/> Anti-escape vest                             | 980000826000   |
| <input type="checkbox"/> Car seat protection mat incl. back           | 980000814100   |

## NOTE:

\* Seat wedge (below) and swivel base cannot be used in combination.

\*\* Footrest and stand cannot be used in combination

\*\*\* Seatfix adapter and stabilizing bow (back) cannot be used in combination

Abduction block,  
padded

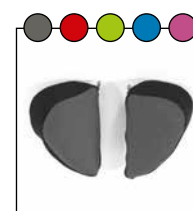

Seat wedge, below



Seat wedge, inside



Table

Lateral trunk pads  
(foam core)  
(coloured, matching  
the basic model)Lateral trunk sup-  
ports (metal core)  
(coloured, matching  
the basic model)Hip supports  
(coloured, matching  
the basic model)Crotch pad, large  
(coloured, matching  
the basic model)

Anti-escape vest

Car seat protection  
mat incl. back