

THOMASHILFEN Major Order form



Rehab Safety Car Seat for children, Allrounder with Seatfix as integrated equipment

**Restraint system for special needs „S“
ECE R 44/04 - Group I - III
from 9 kg / 19.8 lb
to 36 kg / 79.4 lb**

**Order fax:
+49 (0)4761 886-19**

Status: 26.08.2020
valid until further notice

Address

Company:

Street:

ZIP Code / Place:











Phone:

Date:

Contact:

Customer no.:

BASIC MODEL	item code
-------------	-----------

<input type="checkbox"/>		Major Car Seat, grey		610
<input type="checkbox"/>		Major Car Seat, red		611
<input type="checkbox"/>		Major Car Seat, blue		612
<input type="checkbox"/>		Major Car Seat, green		613
<input type="checkbox"/>		Major Car Seat, magenta		614

Basic configuration:

Seat and back with integrated 7-fold height-adjustable headrest; seat cushion; back cushion; head cushion; additional head cushions (left, right); crotch pad, small; 5-point belt with central adjuster; chest clip; shoulder protector; cup holder (can be used right or left); removable covers, machine washable up to 40° C; Seatfix connectors for anchoring the seat in appropriately equipped vehicles

Measurements: seat depth: 32 cm / 12.6" // seat width (with art. 674 hip supports): front: 31,5 cm (21,5 cm) / 12.4" (8.5") // back: 26 cm (19 cm) / 10.2" (7.5") // back height (seat): 62 – 74 cm / 24.4 - 29.1"

 please find accessories on page 2 and 3

THOMASHILFEN Major Order form

Customer no.:

Status: 26.08.2020

Order fax:

valid until further notice

+49 (0)4761 886-19

Company:

Contact:

ACCESSORIES – can ONLY be used WITH adapter plate item code

BASE – An adapter plate is required to use the + accessories.

- Adapter plate 500
- ↓ can be combined with:
- + Swivel base* 501
- + Back stabilizer (required when using swivel base) E66308
- + Cushion for swivel base 513
- + Seatfix adapter*** 506
- + Stabilizing bow, back*** 507

Recommendation: For a better support always use the swivel base with Seatfix adapter or stabilization bow.

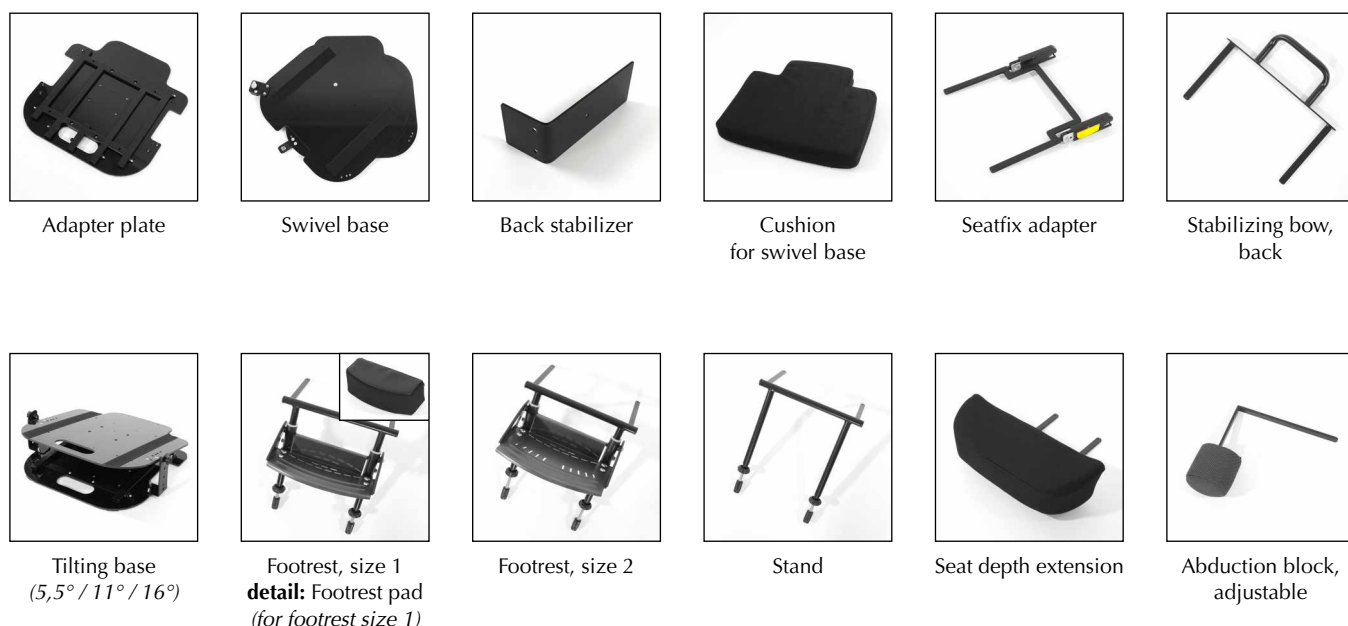
- + Tilting base (5,5° / 11° / 16°) 502
- + Seatfix adapter*** 506
- + Stabilizing bow, back*** 507

Recommendation: For a better support always use the tilting base with stand or footrest.

- + Footrest, size 1** (depth: 12 cm / 4.7"), tiltable and adjustable in angle 503
- + Footrest pad (10 cm / 3.9"), can be combined with art. 503 E11050
- + Footrest, size 2** (depth: 18 cm / 7.1"), tiltable and adjustable in angle 504
- + Stand** 505
- + Seat depth extension (+ 13 cm / + 5.1") 508
- + Abduction block, adjustable (depth: +15 cm / +5.9") 509

NOTE:
 * Swivel base cannot be used in car seat group I (9 - 18 kg / 19.8 - 39.7 lb)
 ** Footrest and stand cannot be used in combination
 *** Seatfix adapter and stabilizing bow (back) cannot be used in combination
 **** Seat wedge (below) and swivel base cannot be used in combination

↪ please find further accessories on page 3



THOMASHILFEN Major Order form

Customer no.:

Status: 26.08.2020

Order fax:

valid until further notice

+49 (0)4761 886-19

Company: Contact:

further ACCESSORIES – can be used WITHOUT adapter plate	item code
<input type="checkbox"/> Abduction block, padded	670
<input type="checkbox"/> Seat wedge, below**** (+10°)	671
<input type="checkbox"/> Seat wedge, inside	672
<input type="checkbox"/> Table	673
<input type="checkbox"/> Lateral trunk pads (foam core), grey	● 675/0
<input type="checkbox"/> Lateral trunk pads (foam core), red	● 675/1
<input type="checkbox"/> Lateral trunk pads (foam core), blue	● 675/2
<input type="checkbox"/> Lateral trunk pads (foam core), green	● 675/3
<input type="checkbox"/> Lateral trunk pads (foam core), magenta	● 675/4
<input type="checkbox"/> Hip supports, grey	● 674/0
<input type="checkbox"/> Hip supports, red	● 674/1
<input type="checkbox"/> Hip supports, blue	● 674/2
<input type="checkbox"/> Hip supports, green	● 674/3
<input type="checkbox"/> Hip supports, magenta	● 674/4
<input type="checkbox"/> Crotch pad, large, grey	● 676/0
<input type="checkbox"/> Crotch pad, large, red	● 676/1
<input type="checkbox"/> Crotch pad, large, blue	● 676/2
<input type="checkbox"/> Crotch pad, large, green	● 676/3
<input type="checkbox"/> Crotch pad, large, magenta	● 676/4
<input type="checkbox"/> Anti-escape vest, size 1 (for children with shoulder height under 31 cm / 12.2")	822
<input type="checkbox"/> Anti-escape vest, size 2 (for children with shoulder height over 31 cm / 12.2")	823
<input type="checkbox"/> Car seat protection mat	813
<input type="checkbox"/> Car seat protection mat incl. back	814

NOTE:

* Swivel base cannot be used in car seat group I (9 - 18 kg / 19.8 - 39.7 lb)

** Footrest and stand cannot be used in combination

*** Seatfix adapter and stabilizing bow (back) cannot be used in combination

**** Seat wedge (below) and swivel base cannot be used in combination

Abduction block,
padded


Seat wedge, below



Seat wedge, inside



Table

Lateral trunk pads
(foam core)
(coloured, matching
the basic model)Hip supports
(coloured, matching
the basic model)Crotch pad, large
(coloured, matching
the basic model)Anti-escape vest,
size 1Anti-escape vest,
size 2Car seat protection
matCar seat protection
mat incl. back