

THOMASHILFEN Commander Order form



Rehab Safety Car Seat for children, Specialist for highly adaptive positioning

**ECE R 44/04 - Group II - III
from 15 kg / 33.1 lb
to 36 kg / 79.4 lb**

**Order fax:
+49 (0)4761 886-19**

Status: 09.08.2019
valid until further notice

Address

Company:

Street:

ZIP Code / Place:











Phone:

Date:

Contact:

Customer no.:

BASIC MODEL	item code
-------------	-----------

<input type="checkbox"/>		Commander Car Seat, grey		630
<input type="checkbox"/>		Commander Car Seat, red		631
<input type="checkbox"/>		Commander Car Seat, blue		632
<input type="checkbox"/>		Commander Car Seat, green		633
<input type="checkbox"/>		Commander Car Seat, magenta		634

Basic configuration:

Seat and back with integrated 9-fold height-adjustable headrest; back plate (with hook-and-loop fasteners); seat cushion; back cushion; head cushion; additional head cushion inserts; crotch pad, small; 5-point positioning belt with central adjuster; chest clip; shoulder protector; cup holder (can be used right or left); removable covers, machine washable up to 40° C

Measurements: seat depth: 34 cm / 13.4" // seat width (with art. 679 hip supports): front: 33,5 cm (22 cm) / 13.2" (8.7"), back: 28,5 cm (17 cm) / 11.2" (6.7") // back height (seat): 55 – 75 cm / 21.7 – 29.5"

 please find accessories on page 2 and 3

THOMASHILFEN Commander Order form

Customer no.:

Status: 09.08.2019

Order fax:

valid until further notice

+49 (0)4761 886-19

Company:

Contact:

ACCESSORIES – can ONLY be used WITH adapter plate item code

BASE – An adapter plate is required to use the + accessories.

- Adapter plate 500
- ↓ can be combined with:
- + Swivel base* 501
- + Cushion for swivel base 513
- + Seatfix adapter*** 506
- + Stabilizing bow, back*** 507

Recommendation: For a better support always use the swivel base with Seatfix adapter or stabilization bow.

- + Tilting base (5,5° / 11° / 16°) 502
- + Seatfix adapter*** 506
- + Stabilizing bow, back*** 507

Recommendation: For a better support always use the tilting base with stand or footrest.

- + Footrest, size 1** (depth: 12 cm / 4.7"), tiltable and adjustable in angle 503
- + Footrest pad (10 cm / 3.9"), can be combined with art. 503 E11050
- + Footrest, size 2** (depth: 18 cm / 7.1"), tiltable and adjustable in angle 504
- + Stand** 505
- + Seat depth extension (+ 13 cm / + 5.1") 508
- + Abduction block, adjustable (depth: +15 cm / +5.9") 509

NOTE:
 * Seat wedge (below) and swivel base cannot be used in combination.
 ** Footrest and stand cannot be used in combination
 *** Seatfix adapter and stabilizing bow (back) cannot be used in combination

↪ please find further accessories on page 3



THOMASHILFEN Commander Order form

Customer no.:

Status: 09.08.2019

valid until further notice

Order fax:

+49 (0)4761 886-19

Company:

Contact:

further ACCESSORIES – can be used WITHOUT adapter plate	item code
<input type="checkbox"/> Abduction block, padded	670
<input type="checkbox"/> Seat wedge, below* (+10°)	671
<input type="checkbox"/> Seat wedge, inside	672
<input type="checkbox"/> Table	678
<input type="checkbox"/> Lateral trunk pads (foam core), grey	● 675/0
<input type="checkbox"/> Lateral trunk pads (foam core), red	● 675/1
<input type="checkbox"/> Lateral trunk pads (foam core), blue	● 675/2
<input type="checkbox"/> Lateral trunk pads (foam core), green	● 675/3
<input type="checkbox"/> Lateral trunk pads (foam core), magenta	● 675/4
<input type="checkbox"/> Lateral trunk supports (metal core), grey	● 680/0
<input type="checkbox"/> Lateral trunk supports (metal core), red	● 680/1
<input type="checkbox"/> Lateral trunk supports (metal core), blue	● 680/2
<input type="checkbox"/> Lateral trunk supports (metal core), green	● 680/3
<input type="checkbox"/> Lateral trunk supports (metal core), magenta	● 680/4
<input type="checkbox"/> Hip supports, grey	● 679/0
<input type="checkbox"/> Hip supports, red	● 679/1
<input type="checkbox"/> Hip supports, blue	● 679/2
<input type="checkbox"/> Hip supports, green	● 679/3
<input type="checkbox"/> Hip supports, magenta	● 679/4
<input type="checkbox"/> Crotch pad, large, grey	● 676/0
<input type="checkbox"/> Crotch pad, large, red	● 676/1
<input type="checkbox"/> Crotch pad, large, blue	● 676/2
<input type="checkbox"/> Crotch pad, large, green	● 676/3
<input type="checkbox"/> Crotch pad, large, magenta	● 676/4
<input type="checkbox"/> Anti-escape vest, size 1 (for children with shoulder height under 31 cm / 12.2")	822
<input type="checkbox"/> Anti-escape vest, size 2 (for children with shoulder height over 31 cm / 12.2")	823
<input type="checkbox"/> Car seat protection mat	813
<input type="checkbox"/> Car seat protection mat incl. back	814

NOTE:

* Seat wedge (below) and swivel base cannot be used in combination.

** Footrest and stand cannot be used in combination

*** Seatfix adapter and stabilizing bow (back) cannot be used in combination



Abduction block, padded



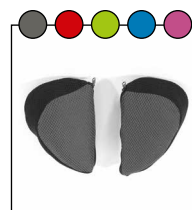
Seat wedge, below




Seat wedge, inside



Table



Lateral trunk pads (foam core) (coloured, matching the basic model)



Lateral trunk supports (metal core) (coloured, matching the basic model)



Hip supports (coloured, matching the basic model)



Crotch pad, large (coloured, matching the basic model)



Anti-escape vest, size 1



Anti-escape vest, size 2



Car seat protection mat



Car seat protection mat incl. back