

Swifty & Swifty 2

TECHNICAL MANUAL



Rehab Stroller

- Basic models
- Accessories



Swiftly



Swiftly 2

Swiftly – The lightweight rehab stroller for children

You can also find more information on the Internet: www.thomashilfen.com

Content	Page
BASIC MODEL	
Swiftly	4
Swiftly 2	5
ACCESSORIES – Feet / Legs	
Foot straps	6
ACCESSORIES – Seat	
Abduction block	6
Grip rail	6
Tray	6
Lateral trunk support, rigid	7
Lateral trunk support with chest belt	7
Lateral seat upholstery	7
Frame padding	7
ACCESSORIES – Seat minimizer	
Seat minimizer – set	8
Footpad (Seat minimizer)	8
Pelvic upholstery (Sitzverkleinerer)	9
Seat width reducer (Seat minimizer)	9
Backrest upholstery (Seat minimizer)	9
Head pillow (Seat minimizer)	9
ACCESSORIES – Belts	
2-point pelvic harness with front-pull	10
4-point pelvic harness with front-pull	10
Crotch strap	10
Soft pelvic harness	10
Butterfly/chest harness	11
Butterfly/chest harness, flexible	11
Seat waistcoat	11
ACCESSORIES – Head	
Head pillow	11
ACCESSORIES – Weather protection	
Sun and rain cover with leg blanket	12
Sun and rain cover	12
Rain shield for sun and rain cover, transparent	12
Rain cover, transparent, with leg blanket	13
Umbrella	13
Sleeping bag (padded + woven fur)	13
ACCESSORIES – Chassis	
Basket	14
Pneumatic wheels	14
Tip assist	15

BASIC MODEL



Swift

Item code	9800068065000
Seat depth (with seat minimizer (accessory))	22 (17 cm) - 28,5 cm / 8.7 (6.7") - 11.2"
Seat width (with seat minimizer (accessory))	34 cm (23 cm) / 13.4" (9.1")
Back height	62 cm / 24.4"
min. shoulder height (with seat minimizer)	37 cm (26 cm) / 14.6" (10.2")
Lower leg length (with seat minimizer (accessory))	16 (12 cm) - 33 cm / 6.3 (4.7") - 13"
Back angle	90° to 115°
Foot angle	90°
Seat tilt fix	+15°
Footrest size (W x L)	31 x 18 cm / 12.2 x 7.1"
Overall dimensions (W x H x L)	61 x 102 x 98 cm / 24.0 x 40.2 x 38.6"
Dimensions when folded (W x H x L)	61 x 38 x 73 cm / 24.0 x 15.0 x 28.7"
Push bar height	80 - 119 cm / 31.5 - 46.9"
Wheel size, swivel wheels (front)	7,5"
Wheel size (rear)	10"
max. carrying capacity basket (accessory)	3 kg / 6.6 lbs
Weight	12.4 kg / 27.3 lbs
max. user weight	35 kg / 77.2 lbs

Standard Equipment

foldable chassis with integrated seat unit; seat and back pads; seat side guide pads; H-belt; fire retardant fabrics; breathable upholstery; hip-angle adjustable backrest; continuously adjustable seat depth; swivel front wheels with wheel lock; noflat EVA-wheels; height adjustable and tiltable footrest; foot brake; height adjustable push bar; crash eyes; bracket for sun and rain cover

Material Specifications

Frame: powder-coated aluminium

Padding: 100 % Polyester

The material used for the padding is "flame retardant" and was tested in accordance with DIN EN 1021-1.

The material and components underwent standard testing to determine the extent of their resistance to inflammation and were assessed as being very unlikely to catch fire.



Swift 2

Item code	9800068080010
Seat depth (with seat minimizer (accessory))	34 - 40 cm (24,5 cm) / 13.4 - 15.7" (9.6")
Seat width (with seat minimizer (accessory))	39,5 cm (29,5 cm) / 15.6" (11.6")
Back height	70 cm / 27.6"
min. shoulder height (with seat minimizer (accessory))	47 cm (30 cm) / 18.5" (11.8")
Lower leg length	21 - 37 cm / 8.3 - 14.6"
Side guide (W x H)	25 x 16 cm / 9.8 x 6.3"
Back angle	90° - 100°
Foot angle	90°
Seat angle, fixed	+ 20°
Safe tilting up to a maximum of	10°
Size of footrest (W x D)	31 x 20 cm / 12.2 x 7.9"
Overall dimensions (L x W x H)	98 x 67 x 113 cm / 38.6 x 26.4 x 44.5"
Dimensions when folded (L x W x H)	79 x 67 x 49 cm / 31.1 x 26.4 x 19.3"
Push bar height	82 - 124 mm / 32.3 - 48.8"
Turning circle	126 cm / 49.6"
Wheel size (front (swivelling wheels) / rear)	18 cm / 25 cm / 7.1" / 9.8"
Wheel width (front (swivelling wheels) / rear)	4,5 cm / 5 cm / 1.8" / 2"
Weight	18,6 kg / 41 lbs
Max. load capacity of the basket (accessory)	3 kg / 6.6 lbs
Max. user weight	50 kg / 110.2 lbs

Standard Equipment

foldable chassis with integrated seat unit; seat and back pads; seat side guide pads; H-belt; fire retardant fabrics; breathable upholstery; hip-angle adjustable backrest; continuously adjustable seat depth; swivel front wheels with wheel lock; noflat EVA-wheels; height adjustable and tiltable footrest; foot brake; height adjustable push bar; crash eyes; bracket for sun and rain cover; folding lock

Material Specifications

Frame: powder-coated aluminium

Padding: Polyester – Trevira CS

The material used for the padding is "flame retardant" and was tested in accordance with DIN EN 1021-1 and DIN EN 1021-2.


The material and components underwent standard testing to determine the extent of their resistance to inflammation and were assessed as being very unlikely to catch fire.

The 100% Trevira CS material is a high-quality, breathable material and tested positive for biocompatibility. (DIN EN ISO 10993-5 and 10993-10 Trevira CS, black)

ACCESSORIES



Foot straps	Swiftly	Swiftly 2
Item code	9800066482000	9800066482000
Belt length	87 cm / 34.3"	87 cm / 34.3"
Colour	black	black



Abduction block	Swiftly	Swiftly 2
Item code	9800066206000	9800067206000
Size (w x h x l)	6 x 9 x 10 cm 2.4 x 3.5 x 3.9"	7 x 10,5 x 11 cm 2.8 x 4.1 x 4.3"
Colour	grey	grey
Note	cannot be used in combination with crotch strap	



Grip rail	Swiftly	Swiftly 2
Item code	9800068331000	9800067215000
Height to seat surface	14,5 / 14 / 16,5 cm 5.7 / 5.5 / 6.5"	14 / 17 / 19 / 22 cm 5.5 / 6.7 / 7.5 / 8.7"
Width (inner dimension)	37 cm / 14.6"	38 cm / 14.9"
Colour	grey	grey



Tray	Swiftly	Swiftly 2
Item code	9800068220000	9800067281010
Size (w x d)	56 x 33,2 cm 22 x 13"	60 x 36,2 cm 23.6 x 14.3"
Height to seat surface	15 - 22 cm / 5.9 - 8.7"	15 - 22 cm / 5.9 - 8.7"
Edge height (inside)	2,5 cm / 1"	2,5 cm / 1"
Angle adjustment	approx. 27°	approx. 27°
Depth adjustment range	16 cm / 6.3"	19 cm / 7.5"
Cut-out (w x d)	41 x 14 cm 16.1 x 5.5"	45,5 x 17,5 cm 17.9 x 6.9"
Material thickness	8 mm / 0.3"	8 mm / 0.3"
Colour tray surface	transparent / colourless	transparent / colourless



Lateral trunk support, rigid

	Swiftly	Swiftly 2
Item code	9800066346000	9800067346000
Supporting surface (h x d)	15 x 13 cm / 5.9 x 5.1"	17 x 15 cm / 6.7 x 5.9"
Colour	grey	grey



Lateral trunk support, flexible, with chest belt

	Swiftly	Swiftly 2
Item code	9800066332000	9800066332000
Supporting surface (h x d)	10 x 20 cm / 3.9 x 7.9"	10 x 20 cm / 3.9 x 7.9"
Colour	grey	grey



Lateral seat upholstery

	Swiftly	Swiftly 2
Item code	5005100228000	9700442011000
Size (h x d)	15 x 24 cm / 5.9 x 9.4"	16 x 26 cm / 6.2 x 10.2"
Colour	red	red



Frame padding

	Swiftly	Swiftly 2
Item code	9800066226000	9800066226000
Outer dimensions (w x h)	(10 - 15) x 45 cm (3.9 - 5.9) x 17.7"	(10 - 15) x 45 cm (3.9 - 5.9) x 17.7"
Colour	black	black

	Swiftly	Swiftly 2
Item code	9800066227000	9800066227000
Outer dimensions (w x h)	(10 - 15) x 45 cm (3.9 - 5.9) x 17.7"	(10 - 15) x 45 cm (3.9 - 5.9) x 17.7"
Colour	red / black	red / black

ACCESSORIES



Seat minimizer – set Swiftly (consists of: head pillow, backrest upholstery, pelvic upholstery, footpad)

Item code	9800068340000
Head pillow height (bottom edge)	42 - 48 cm / 16.5 - 18.9"
Thoraxunterstützung Rückenhöhe	27 cm / 10.6"
Seat upholstery seat depth	16 cm / 6.3"
Seat upholstery seat width	22 cm / 8.6"
Seat upholstery height	12 cm / 4.7"
Footpad height	4,5 cm / 1.8"
Colour	black

Item code	9800068341000
Dimensions	s. option black
Colour	red

Dimensional changes basic model with seat minimizer:

Seat depth	17 - 28,5 cm / 6.7 - 11.2"
Seat width	23 cm / 9.1"
min. shoulder height	26 cm / 10.2"
Lower leg length	12 - 33 cm / 4.7 - 13"



Seat minimizer set Swiftly 2 (consists of: head pillow, seat wedge, lateral seat guide padding (right and left))

Item code	9800068360000
Head pillow height (bottom edge)	48 - 57 cm / 18.9 - 22.4"
Seat depth with seat wedge	24,5 cm / 9.6"
Seat width with lateral seat guide padding	29 cm / 11.4"
Lateral seat guide padding height	16 cm / 6.2"
Colour	black

Dimensional changes basic model with seat minimizer:

Seat depth	24,5 - 30,5 cm / 9.6 - 12"
Seat width	29,5 cm / 11.6"
min. shoulder height	30 cm / 11.8"



Footpad Swiftly –

Item code	5005100239005	–
Size (w x d)	31 x 17 cm / 12.2 x 6.7"	–
Height	4,5 cm / 1.8"	–
Colour	black	–



Pelvic upholstery (part of seat minimizer set)	Swiftly	–
--	----------------	---

Item code	5005100229005	–
Size upholstery (h x d)	11,5 x 21,5 cm / 4.5 x 8.5"	–
Width upholstery	4 cm / 1.6"	–
Colour	black	–


Item code	5005100227000	–
Dimensions	s. option black	–
Colour	red	–



Seat width reducer (part of seat minimizer set (lateral seat guide padding))	–	Swiftly 2
--	---	------------------

Item code	–	9800068410000
Size upholstery (h x d)	–	16 x 24 cm / 6.3 x 9.4"
Width upholstery	–	5 cm / 2"
Colour	–	black

Item code	–	9800068411000
Dimensions	–	s. option black
Colour	–	red



Backrest upholstery (part of seat minimizer set)	Swiftly	–
--	----------------	---

Item code	5005100219005	–
Size (h x w)	28 x 26 cm / 11 x 10.2"	–
Depth	12,5 cm / 4.9"	–
Width (between lateral trunk upholstery)	21,5 cm / 8.5"	–
Colour	black	–

Item code	5005100226000	–
Dimensions	s. option black	–
Colour	red	–



Head pillow (part of seat minimizer set)	Swiftly	Swiftly 2
--	----------------	------------------

Item code	5005100209005	–
Size (w x h x d)	26 x 13,5 x 7,5 cm 10.2 x 5.3 x 3"	–
Colour	black	–

Item code	5005100225000	9800068420000
Size (w x h x d)	s. option black	30,5 x 16 x 7,5 cm 12 x 6.3 x 3 "
Colour	red	red


ACCESSORIES




2-point pelvic harness with front-pull	Swiftly	Swiftly 2
Item code	9800084201000	9800084701000
Upholstered area (w x h)	15 x 5 cm / 5.9 x 2"	17 x 5 cm / 6.7 x 2"
Belt length	130 cm / 51.2"	130 cm / 51.2"
Colour	black	black



4-point pelvic harness with front-pull	Swiftly 2
Item code	9800084711000
Upholstered area (w x h)	17 x 8 cm / 6.7 x 3.1"
Rear belt length	120 cm / 47.2"
Front belt length	50 cm / 19.7"
Colour	black



Crotch strap	Swiftly	Swiftly 2
Item code	9800063411000	9800063411000
Belt length	ca. 18 - 33 cm / 7.1 - 13"	ca.18 - 33 cm / 7.1 - 13"
Colour	black	black
Note	can only be used in combination with pelvic harness or H-belt	



Soft pelvic harness	Swiftly	Swiftly 2
Item code	9800066146000	9800067146000
Width upholstered area rear	21 cm / 8.3"	26,5 cm / 10.4"
Belt length	45 cm / 17.7"	45 cm / 17.7"
Colour	black	black



Butterfly/chest harness		size S	size M	size L
Item code		9800066166000	9800066176000	9800067176000
A		18,5 cm / 7.2"	25 cm / 9.8"	25,5 cm / 10"
B		30 cm / 11.8"	33,5 cm / 13.1"	45 cm / 17.7"
C		16 cm / 6.3"	18,5 cm / 7.2"	23 cm / 9.1"
D		14 cm / 5.5"	17 cm / 6.7"	22 cm / 8.7"
E		11,5 cm / 4.5"	10,5 cm / 4.1"	11,5 cm / 4.5"
F		18 cm / 7.1"	21,5 cm / 8.5"	25 cm / 9.8"
Colour		black	black	black



Butterfly/chest harness, flexible		size S	size M
Item code		9800063853000	9800065853000
A		12 cm / 4.7"	18 cm / 7.1"
B		21 cm / 8.3"	33 cm / 13"
C		11,5 cm / 4.5"	15 cm / 5.9"
D		9,5 cm / 3.7"	18 cm / 7.1"
E		6 cm / 3.4"	10 cm / 3.9"
F		21 cm / 8.3"	27 cm / 10.6"
Colour		black	black



Seat waistcoat		size S	size M	size L
Item code		9800066315100	9800066325100	9800067315100
Upholstered area (w x l)		33 x 30 cm 13 x 11.8"	38 x 35 cm 15 x 13.7"	44 x 41 cm 17.3 x 16.1"
Belt length, top		65 cm / 25.6"	65 cm / 25.6"	65 cm / 25.6"
Colour		black	black	black



Head pillow		Swiftly	Swiftly 2
Item code		9800068240000	9800068370000
Size (w x h x d)		26 x 13,5 x 7,5 cm 10.2 x 5.3 x 3"	30,5 x 16 x 7,5 cm 12 x 6.3 x 3"
Colour		black	black
Item code		–	9800068371000
Size (w x h x d)		–	s. option black
Colour		–	red

ACCESSORIES



Sun and rain cover with leg blanket

	Swiftly	Swiftly 2
Item code	9800066376000	9800066376000
Shield (w x h, inner dimension)	43 x 51 cm / 16.9 x 20.1"	43 x 51 cm / 16.9 x 20.1"
Shield bag (w x h x d)	24 x 28 x 5 cm 9.4 x 11 x 2"	24 x 28 x 5 cm 9.4 x 11 x 2"
Leg blanket (w x l)	43 x 100 cm / 16.9 x 39.4"	43 x 100 cm / 16.9 x 39.4"
Colour	black / light grey	black / light grey
Note	suitable up to max. 71 cm / 28" crown height	



Sun and rain cover

	Swiftly	Swiftly 2
Item code	9800066376100	9800066376100
Shield (w x h, inner dimension)	43 x 51 cm / 16.9 x 20.1"	43 x 51 cm / 16.9 x 20.1"
Shield bag (w x h x d)	24 x 28 x 5 cm 9.4 x 11 x 2"	24 x 28 x 5 cm 9.4 x 11 x 2"
Colour	black / light grey	black / light grey
Note	suitable up to max. 71 cm / 28" crown height	



Rain shield, transparent for sun and rain cover

	Swiftly	Swiftly 2
Item code	9800067390000	9800067390000
Shield (w x h, inner dimension)	43 x 51 cm / 16.9 x 20.1"	43 x 51 cm / 16.9 x 20.1"
Opening (w x h)	33 x 34 cm / 13 x 13.3"	33 x 34 cm / 13 x 13.3"
Leg blanket (w x l)	60 x 120 cm / 23.6 x 47.2"	60 x 120 cm / 23.6 x 47.2"
Colour	transparent	transparent
Note	can only be used in combination with „sun and rain cover with leg blanket“ or „sun and rain cover“	



Rain cover, transparent, with leg blanket	Swiftly	Swiftly 2
---	---------	-----------

Item code	9800066381000	9800066381000
Shield (w x h, inner dimension)	43 x 51 cm / 16.9 x 20.1"	43 x 51 cm / 16.9 x 20.1"
Leg blanket (w x l)	43 x 100 cm / 16.9 x 39.4"	43 x 100 cm / 16.9 x 39.4"
Colour	transparent	transparent
Note	suitable up to max. 71 cm / 28" crown height	



Umbrella	Swiftly	Swiftly 2
----------	---------	-----------

Item code	9800065940000	9800065940000
Diameter Ø	65 cm / 25.6"	65 cm / 25.6"
Height	75 cm / 29.5"	75 cm / 29.5"
Colour	grey	grey



Sleeping bag, padded	Swiftly	Swiftly 2
----------------------	---------	-----------

Item code	9800066195000	9800067195000
Bottom part leg blanket (w x l)	35 x (68 - 80) cm 13.8 x (26.8 x 31.5)"	40 x (90 - 104) cm 15.7 x (35.4 x 40.9)"
Leg blanket (lower leg length)	31 cm / 12.2"	43 cm / 16.9"
Colour	black / light grey	black / light grey


Sleeping bag, woven fur	Swiftly	Swiftly 2
-------------------------	---------	-----------

Item code	9800066185000	9800067185000
Bottom part leg blanket (w x l)	35 x (68 - 80) cm 13.8 x (26.8 x 31.5)"	40 x (90 - 104) cm 15.7 x (35.4 x 40.9)"
Leg blanket (lower leg length)	31 cm / 12.2"	43 cm / 16.9"
Colour	black / light grey	black / light grey

ACCESSORIES



Basket	Swiftly
Item code	9800068130000
Size (w x h x l)	26 x 17 x 30 cm / 10.2 x 6.7 x 11.8"
Volume	13 l
Loading capacity	3 kg / 6.6 lbs
Colour	black



Basket	Swiftly 2
Item code	9800068350000
Size (w x h x l)	33 x 18,5 x 30 cm 13 x 7.3 x 11.8"
Volume	15 l
Loading capacity	3 kg / lbs
Colour	black



Pneumatic wheels, upgrade kit	Swiftly
Item code	9800066470013
Wheel size swivel wheels (front)	7.5"
Wheel size (rear)	10"



Pneumatic wheels, upgrade kit	Swiftly 2
Item code	9800066710000
Wheel size swivel wheels (front)	7.5"
Wheel size (rear)	10"



Tip assist	Swiftly	Swiftly 2
Item code	9800068291000	9800068291000
Tread area (w x l)	4 x 8 cm / 1.6 x 3.1"	4 x 8 cm / 1.6 x 3.1 "
Colour	black	black



Member of the International
Support Association for the
Rehabilitation of Children and Youths e.V.



Thomas Hilfen für Körperbehinderte
GmbH & Co. Medico KG

Walkmühlenstraße 1 · 27432 Bremervörde · Germany
Phone: +49 (0) 4761 8860 · Fax: +49 (0) 4761 886-19
info@thomashilfen.de · www.thomashilfen.com

USA and Canada:

Thomashilfen North America
14221 29th St E, #101 · Sumner, WA 98390 · USA
phone: 866 870 2122 (toll free in U.S.)
info@thomashilfen.com · www.thomashilfen.us