

# THOMASHILFEN Commander Order form



**Rehab Safety Car Seat for children, Specialist for highly adaptive positioning**

**ECE R 44/04 - Group II - III from 15 kg / 33.1 lbs to 36 kg / 79.4 lbs**

**Order e-mail: info.export@thomashilfen.de**

**Status: 01.01.2024**  
valid until further notice

**Address**

**Customer no.:**

Company: \_\_\_\_\_

Street: \_\_\_\_\_

Postal Code: \_\_\_\_\_

City: \_\_\_\_\_

Commission: \_\_\_\_\_











Contact person: \_\_\_\_\_

Phone: \_\_\_\_\_

E-mail: \_\_\_\_\_

Date: \_\_\_\_\_

BASIC MODEL	item code
-------------	-----------

<input type="checkbox"/>		Commander Car Seat, grey		980000630000
<input type="checkbox"/>		Commander Car Seat, red		9800006310000
<input type="checkbox"/>		Commander Car Seat, blue		9800006320000
<input type="checkbox"/>		Commander Car Seat, green		9800006330000
<input type="checkbox"/>		Commander Car Seat, magenta		9800006340000

**Basic configuration:**

Seat and back with integrated 9-fold height-adjustable headrest; back plate (with hook-and-loop fasteners); seat cushion; back cushion; head cushion; additional head cushion inserts; crotch pad, small; 5-point positioning belt with central adjuster; chest clip; shoulder protector; cup holder (can be used right or left); removable covers, machine washable up to 40° C

**Measurements:** seat depth: 34 cm / 13.4" // seat width (with art. 679 hip supports): front: 33,5 cm (22 cm) / 13.2" (8.7"), back: 28,5 cm (17 cm) / 11.2" (6.7") // back height (seat): 55 – 75 cm / 21.7 – 29.5"

 please find accessories on page 2 and 3

# THOMASHILFEN Commander Order form (accessories)

Customer no.: \_\_\_\_\_

Company \_\_\_\_\_

Contact person: \_\_\_\_\_

**Status: 01.01.2024**  
 valid until further notice

**Order e-mail:**  
 info.export@thomashilfen.de

**ACCESSORIES – can ONLY be used WITH adapter plate** item code
**BASE – An adapter plate is required to use the + accessories.**

- |   |             |
|---|-------------|
| <input type="checkbox"/> Adapter plate              | 98000500000 |
| ↓<br>can be combined with:                          |             |
| + <input type="checkbox"/> Swivel base*             | 98000501000 |
| + <input type="checkbox"/> Cushion for swivel base  | 98000513000 |
| + <input type="checkbox"/> Seatfix adapter***       | 98000506000 |
| + <input type="checkbox"/> Stabilizing bow, back*** | 98000507000 |

**Recommendation:** For a better support always use the swivel base with Seatfix adapter or stabilization bow.

- |  |             |
|--|-------------|
| + <input type="checkbox"/> Tilting base (5,5° / 11° / 16°) | 98000502000 |
| + <input type="checkbox"/> Seatfix adapter***              | 98000506000 |
| + <input type="checkbox"/> Stabilizing bow, back***        | 98000507000 |

**Recommendation:** For a better support always use the tilting base with stand or footrest.


- |   |               |
|---|---------------|
| + <input type="checkbox"/> Footrest, size 1** (depth: 12 cm / 4.7"), tiltable and adjustable in angle | 98000503000   |
| + <input type="checkbox"/> Footrest pad (10 cm / 3.9"), can be combined with art. 503                 | 5005110501010 |
| + <input type="checkbox"/> Footrest, size 2** (depth: 18 cm / 7.1"), tiltable and adjustable in angle | 98000504000   |
| + <input type="checkbox"/> Stand**  | 98000505000   |
| + <input type="checkbox"/> Seat depth extension (+ 13 cm / + 5.1")                                    | 98000508000   |
| + <input type="checkbox"/> Abduction block, adjustable (depth: +15 cm / +5.9")                        | 98000509000   |

**NOTE:**

\* Seat wedge (below) and swivel base cannot be used in combination.

\*\* Footrest and stand cannot be used in combination

\*\*\* Seatfix adapter and stabilizing bow (back) cannot be used in combination

 please find further accessories on page 3


Adapter plate



Swivel base

Cushion  
for swivel base

Seatfix adapter

Stabilizing bow,  
backTilting base  
(5,5° / 11° / 16°)

Footrest, size 1

Footrest pad  
(for footrest size 1)

Footrest, size 2



Stand



Seat depth extension

Abduction block,  
adjustable

# THOMASHILFEN Commander Order form (accessories)

Customer no.: Company Contact person: 

Status: 01.01.2024

valid until further notice

Order e-mail:

info.export@thomashilfen.de

further ACCESSORIES – can be used WITHOUT adapter plate	item code
<input type="checkbox"/> Abduction block, padded	980000670000
<input type="checkbox"/> Seat wedge, below* (+10°)	9800006710000
<input type="checkbox"/> Seat wedge, inside	9800006720000
<input type="checkbox"/> Table	9800006780000
<input type="checkbox"/> Lateral trunk pads (foam core), grey	● 9800006750000
<input type="checkbox"/> Lateral trunk pads (foam core), red	● 9800006751000
<input type="checkbox"/> Lateral trunk pads (foam core), blue	● 9800006752000
<input type="checkbox"/> Lateral trunk pads (foam core), green	● 9800006753000
<input type="checkbox"/> Lateral trunk pads (foam core), magenta	● 9800006754000
<input type="checkbox"/> Lateral trunk supports (metal core), grey	● 9800006800000
<input type="checkbox"/> Lateral trunk supports (metal core), red	● 9800006801000
<input type="checkbox"/> Lateral trunk supports (metal core), blue	● 9800006802000
<input type="checkbox"/> Lateral trunk supports (metal core), green	● 9800006803000
<input type="checkbox"/> Lateral trunk supports (metal core), magenta	● 9800006804000
<input type="checkbox"/> Hip supports, grey	● 9800006790000
<input type="checkbox"/> Hip supports, red	● 9800006791000
<input type="checkbox"/> Hip supports, blue	● 9800006792000
<input type="checkbox"/> Hip supports, green	● 9800006793000
<input type="checkbox"/> Hip supports, magenta	● 9800006794000
<input type="checkbox"/> Crotch pad, large, grey	● 9800006760000
<input type="checkbox"/> Crotch pad, large, red	● 9800006761000
<input type="checkbox"/> Crotch pad, large, blue	● 9800006762000
<input type="checkbox"/> Crotch pad, large, green	● 9800006763000
<input type="checkbox"/> Crotch pad, large, magenta	● 9800006764000
<input type="checkbox"/> NapUp grey	9800806550000
<input type="checkbox"/> Anti-escape vest	9800008260000
<input type="checkbox"/> Car seat protection mat incl. back	9800008141000

## NOTE:

\* Seat wedge (below) and swivel base cannot be used in combination.

\*\* Footrest and stand cannot be used in combination

\*\*\* Seatfix adapter and stabilizing bow (back) cannot be used in combination

Abduction block,  
padded

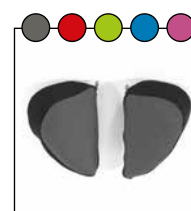

Seat wedge, below



Seat wedge, inside



Table

Lateral trunk pads  
(foam core)  
(coloured, matching  
the basic model)Lateral trunk sup-  
ports (metal core)  
(coloured, matching  
the basic model)Hip supports  
(coloured, matching  
the basic model)Crotch pad, large  
(coloured, matching  
the basic model)

NapUp grey



Anti-escape vest

Car seat protection  
mat incl. back